



AMMONITE

— ENERGY TECH —

POSITIVE DISPLACEMENT BLOWERS & VACUUM SYSTEMS



DESIGNED IN GERMANY | ENGINEERED FOR INDIA | TRUSTED WORLDWIDE

ABOUT OUR COMPANY

ABOUT AMMONITE ENERGY TECH

Ammonite Energy Tech is a specialized engineering company delivering high-performance regenerative blowers, vacuum systems, and industrial air solutions for demanding global industries. With strong in-house capabilities across design, manufacturing, quality control, and after-sales support, we focus on engineering reliability, energy efficiency, and lifecycle value rather than short-term specifications. Our products are trusted across industries where continuous operation, stable performance, and system reliability are critical.



VISION

“Inspire the world with our innovative technologies.”


MISSION

01 To serve customers as a trusted and reliable partner in the engineering industry

02 To offer most effective solutions for our outstanding clientele

03 To contribute responsibly towards protecting our planet


04 To continuously deliver evolving and advanced technologies



ENGINEERING BY DESIGN

AMMONITE
— ENERGY TECH —

At Ammonite Energy Tech, performance is engineered through controlled airflow, managed heat, and mechanical balance — not just specifications.




AIRFLOW

Optimized Flow Path

Designed from airflow physics for stable pressure and high efficiency.

- Higher efficiency per kW
- Lower noise & energy loss




THERMAL

Heat Managed by Design

Integrated cooling and controlled temperature rise for 24x7 duty.

- Reliable in high ambient conditions
- Longer component life



BALANCE

Precision-Balanced Rotors

Dynamic balancing minimizes vibration and bearing stress.

- Lower vibration & noise
- Predictable lifecycle cost

INTEGRATED RELIABILITY

When airflow, thermal control, and balance work together, reliability becomes measurable

- Fewer field adjustments
- Lower total cost of ownership

PERFORMANCE DATA - TWIN LOBE SERIES (AIR COOLED)

MODEL	SUC-DIS [mm]	SPEED [RPM]	1000 mmWC		2000 mmWC		3000 mmWC		4000 mmWC		5000 mmWC		6000 mmWC		7000 mmWC		FLOW ORIENTATION
			m3/h	BHP	m3/h	BHP	m3/h	BHP	m3/h	BHP	m3/h	BHP	m3/h	BHP	m3/h	BHP	
40AM	40	1000	51	0.43	42	0.70	35	0.96	29	1.23	24	1.49					HORIZONTAL
		1200	65	0.52	56	0.84	49	1.16	44	1.48	38	1.79					
		1400	83	0.62	74	1.00	67	1.39	61	1.77	56	2.15					
42AM	40	1000	77	0.73	67	1.10	60	1.47	53	1.85	48	2.22	42	2.59	38	2.96	HORIZONTAL
		1200	98	0.88	88	1.32	80	1.77	72	2.22	68	2.66	63	3.11	58	3.55	
		1400	122	1.05	112	1.59	104	2.12	98	2.66	92	3.19	87	3.73			
44AM	65	1000	120	0.90	107	1.45	98	1.99	90	2.54	83	3.08	77	3.63	71	4.17	HORIZONTAL
		1200	149	1.09	137	1.74	128	2.39	120	3.05	113	3.70	107	4.35			
		1400	185	1.30	173	2.09	164	2.87	156	3.66	149	4.44					
47AM	80	1000	208	1.59	182	2.58	162	3.57	145	4.56	130	5.55					HORIZONTAL
		1200	262	1.91	236	3.10	216	4.29	199	5.47	185	6.66					
		1400	317	2.23	291	3.61	271	5.00	254	6.57							
53AM	65	1000	181	1.82	163	2.63	150	3.45	138	4.27	128	5.09	119	5.90	111	6.72	HORIZONTAL
		1200	226	2.18	208	3.16	195	4.14	183	5.12	173	6.10	164	7.08	156	8.06	
		1400	280	2.62	262	3.79	248	4.97	237	6.15	227	7.32	218	8.50			
55AM	80	1000	233	2.05	210	3.11	193	4.16	178	5.21	165	6.26	154	7.32	143	8.37	HORIZONTAL
		1200	291	2.46	261	3.73	251	4.99	236	6.25	223	7.52	211	8.78	200	10.04	
		1400	348	2.87	326	4.35	308	5.82	294	7.50	281	8.77	269	10.24			
57AM	100	1000	326	2.47	295	3.95	270	5.42	250	6.89	231	8.37	215	9.84			HORIZONTAL
		1200	407	2.97	375	4.74	351	6.50	330	8.27	312	10.04	296	11.81			
		1400	488	3.46	456	5.53	432	7.59	411	9.92	393	11.71					
59AM	100	1000	450	3.30	409	5.30	378	7.30	352	9.30	329	11.30					HORIZONTAL
		1200	559	3.96	519	6.34	487	8.76	461	11.16	438	13.56					
		1400	669	4.62	628	7.42	597	10.22	571	13.39							
67AM	100	1000	453	3.04	409	5.09	375	7.13	346	9.17	321	11.22	298	13.26	277	15.30	VERTICAL
		1200	565	3.65	520	6.10	486	8.56	458	11.00	433	13.46	410	15.91	389	18.36	
		1400	676	4.26	632	7.12	598	9.98	570	13.20	545	15.70	522	18.56			
610AM	150	1000	605	3.73	546	6.46	501	9.19	462	11.92	429	14.65	398	17.38	370	20.11	VERTICAL
		1200	754	4.48	695	7.75	650	11.03	612	14.30	578	17.58	548	20.86	520	24.13	
		1400	904	5.22	845	9.04	800	12.87	761	17.16	728	20.51					
615AM	150	1000	919	5.19	836	9.27	772	13.36	719	17.44	672	21.53					VERTICAL
		1200	1142	6.22	1060	11.13	996	16.03	942	20.93	895	25.84					
		1400	1366	7.26	1283	12.98	1220	18.70	1166	25.11							
78AM	125	1000	795	4.34	746	7.69	707	11.03	675	14.37	647	17.72	621	21.06	598	24.40	VERTICAL
		1200	978	5.21	929	9.22	891	13.24	858	17.24	830	21.26	804	25.27	781	29.28	
		1400	1161	6.08	1112	10.76	1074	15.44	1041	20.69	1013	24.80	987	29.48			
710AM	150	1000	994	5.18	932	9.36	884	13.54	844	17.72	809	21.90	777	26.07	747	30.25	VERTICAL
		1200	1223	6.21	1161	11.23	1113	16.24	1073	21.26	1038	26.27	1006	31.29	976	36.30	
		1400	1452	7.25	1390	13.10	1342	18.95	1302	25.52	1266	30.65	1234	36.50			
713AM	150	1000	1292	6.43	1211	11.86	1149	17.29	1097	22.72	1051	28.15	1009	33.58	971	39.01	VERTICAL
		1200	1589	7.72	1508	14.23	1446	20.75	1394	27.26	1348	33.78	1306	40.29			
		1400	1886	9.00	1805	16.60	1744	24.20	1691	32.72	1645	39.41					
717AM	150	1000	1691	8.61	1585	15.71	1504	22.82	1436	29.93	1375	37.04					VERTICAL
		1200	2080	10.33	1974	18.86	1893	27.39	1825	35.92	1765	44.44					
		1400	2469	12.05	2363	22.00	2282	31.95	2214	43.10							
812AM	125	1000	1435	9.79	1373	15.59	1324	21.38	1284	27.18	1248	32.97	1216	38.77	1186	44.56	VERTICAL
		1200	1752	11.75	1690	18.71	1642	25.66	1601	32.62	1566	39.57	1533	46.52	1504	53.48	
		1400	2070	13.71	2007	21.83	1959	29.94	1919	37.14	1883	46.16	1851	54.28			
816AM	200	1000	1914	11.73	1830	19.45	1766	27.18	1712	34.91	1664	42.63	1621	50.36			VERTICAL
		1200	2337	14.07	2253	23.34	2189	32.62	2135	41.89	2087	51.16	2044	60.43			
		1400	2760	16.42	2676	27.23	2612	38.05	2558	50.27	2510	59.69					
820AM	200	1000	2392	13.66	2288	23.32	2207	32.97	2140	42.63	2080	52.29					VERTICAL
		1200	2921	16.39	2816	27.98	2736	39.57	2669	51.16	2609	62.75					
		1400	3450	19.12	3345	32.64	3265	46.16	3198	61.39	3138	73.21					
1012AM	250	1000	2453	14.91	2346	24.81	2264	34.72	2195	44.62	2134	54.53	2079	64.44	2028	74.34	VERTICAL
		1200	2996	17.89	2889	29.77	2806	41.66	2737	53.54	2676	65.44	2621	77.32	2570	89.21	
		1400	3538	20.87	3431	34.74	3349	48.60	3280	64.25	321	76.34	3163	90.21	3113	104.08	
1016AM	300	1000	3297	18.31	3153	31.62	3042	44.93	2949	58.24	2867	71.56	2793	84.87	2725	98.18	VERTICAL
		1200	4025	21.97	3882	37.95	3771	53.92	3678	69.89	3596	85.87	3522	101.84	3454	117.81	
		1400	4754	25.64	4610	44.27	4500	62.91	4407	83.87	4325	100.18	4251	118.81			
1020AM	350	1000	4217	22.03	4033	39.05	3891	56.08	3772	73.10	3667	90.13	3573	107.15			VERTICAL
		1200	5149	26.43	4965	46.86	4824	67.29	4705	87.72	4600	108.15	4505	128.59			
		1400	6081	30.84	5897	54.67	5756	78.51	5637	105.26	5532	126.18	5437	150.02			
1024AM	350	1000	4953	25.00	4737	45.00	4571	64.99	4431	84.99	4308	104.99					VERTICAL
		1200	6048	30.00	5831	53.99	5666	77.99	5526	101.99	5402	125.99					
		1400	7143	35.00	6926	62.99	6760	90.99	6621	117.29	6497	146.98					

PERFORMANCE DATA - TWIN LOBE SERIES (AIR COOLED) VERTICAL FLOW

MODEL	SUC*DIS [mm]	SPEED [RPM]	1000 mmWC		2000 mmWC		3000 mmWC		4000 mmWC		5000 mmWC		6000 mmWC		7000 mmWC		FLOW ORIENTATION
			m3/h	BHP	m3/h	BHP	m3/h	BHP	m3/h	BHP	m3/h	BHP	m3/h	BHP	m3/h	BHP	
AMTL40	40	1000	22	0.25	16	0.38	12	0.51	8	0.64	5	0.77	2	0.90	-	-	VERTICAL
		1200	29	0.30	24	0.46	19	0.62	16	0.77	12	0.93	9	1.09	-	-	
		1400	71	0.59	65	0.90	61	1.21	57	1.52	54	1.83	51	2.14	-	-	
AMTL50	50	1000	92	1.06	78	1.53	67	1.99	57	2.46	49	2.92	42	3.39	35	3.85	54 5.18 79 6.04 - -
		1200	118	1.28	103	1.83	92	2.39	83	2.95	75	3.51	67	4.06	60	4.62	
		1400	143	1.49	129	2.14	118	2.79	108	3.44	100	4.09	93	4.74	86	5.39	
		1600	169	1.70	154	2.45	143	3.19	134	3.93	125	4.67	118	5.42	-	-	
AMTL60	80	1000	154	1.31	138	2.01	125	2.72	115	3.42	106	4.13	97	4.83	90	5.54	83 6.25 - - - -
		1200	193	1.57	177	2.41	164	3.26	154	4.11	144	4.95	136	5.80	128	6.65	
		1400	239	1.88	223	2.90	210	3.91	200	4.93	191	5.95	182	6.96	175	7.98	
		1600	270	2.09	254	3.22	241	4.35	231	5.48	222	6.61	213	7.74	206	8.86	
AMTL80	80	1000	279	2.29	249	3.58	225	4.87	206	6.16	188	7.45	173	8.73	158	10.02	145 11.31 215 13.57 286 15.84 - -
		1200	350	2.75	319	4.29	296	5.84	276	7.39	259	8.93	243	10.48	229	12.03	
		1400	420	3.20	390	5.01	367	6.81	347	8.62	329	10.42	314	12.23	299	14.03	
		1600	491	3.65	461	5.72	437	7.79	417	9.85	400	11.91	384	13.97	370	16.04	
AMTL100	100	1000	404	2.80	367	4.59	339	6.39	316	8.18	295	9.98	276	11.77	259	13.57	- - - - - - - -
		1200	502	3.35	466	5.51	438	7.66	414	9.82	393	11.97	375	14.13	357	16.28	
		1400	620	4.03	584	6.61	556	9.20	532	11.78	511	14.37	-	-	-	-	
		1600	699	4.47	662	7.35	634	10.22	611	13.09	590	15.96	-	-	-	-	
AMTL125	125	1000	828	4.72	778	8.20	739	11.67	706	15.14	677	18.63	651	22.09	627	25.56	605 29.04 795 34.84 1023 41.81 - -
		1200	1019	5.67	968	9.84	929	14.00	896	18.17	867	22.34	841	26.51	817	30.68	
		1400	1247	6.80	1196	11.80	1157	16.80	1124	21.81	1096	26.81	1069	31.81	1045	36.81	
		1600	1399	7.56	1348	13.11	1309	18.67	1277	24.23	1248	29.79	-	-	-	-	
AMTL150	150	1000	1106	5.73	1056	10.20	1018	14.68	986	19.15	958	23.63	932	28.11	909	32.58	887 37.06 - - - - - -
		1200	1351	6.87	1301	12.24	1263	17.61	1231	22.99	1203	28.36	1177	33.73	1154	39.10	
		1400	1645	8.25	1595	14.69	1557	21.14	1525	27.58	1497	34.03	1471	40.47	-	-	
		1600	1841	9.16	1791	16.32	1753	23.49	1721	30.65	1693	37.81	-	-	-	-	
AMTL200	200	1000	1806	10.93	1712	18.36	1639	25.79	1578	33.22	1524	40.65	1476	48.08	1431	55.51	1390 69.24 1796 75.52 - - - -
		1200	2213	13.12	2118	22.03	2046	30.95	1985	39.86	1931	48.78	1883	57.69	1838	66.61	
		1400	2620	15.30	2525	25.70	2453	36.10	2392	46.50	2338	56.91	2289	67.31	2245	77.71	
		1600	3026	17.49	2932	29.37	2860	41.26	2799	53.15	2745	65.04	2646	76.92	-	-	
AMTL250	250	1000	2806	14.83	2684	26.16	2590	37.49	2510	48.82	2441	60.15	2377	71.48	-	-	- - - - - - - -
		1200	3426	17.80	3304	31.39	3210	44.99	3131	58.58	3061	72.18	2998	85.78	-	-	
		1400	4047	20.76	3924	36.62	3830	52.49	3751	68.35	3681	84.21	-	-	-	-	
		1600	4667	23.73	4545	41.86	4451	59.98	4371	78.11	4302	96.24	-	-	-	-	
AMTL300	300	1000	6232	30.39	48	54.79	5906	79.18	5787	103.57	5682	127.97	5586	152.36	5499	176.75	5418 201.15 6753 241.38 8089 281.61 - -
		1200	7568	36.47	7383	65.74	7242	95.02	7122	124.29	7017	153.56	6922	182.83	6835	212.10	
		1400	8904	42.55	8719	76.70	8577	110.85	8458	145.00	8353	179.15	8258	213.30	8170	247.45	
		1600	10239	48.63	10055	87.66	9913	126.69	9793	165.72	9688	204.75	9593	243.78	-	-	

PERFORMANCE DATA - LOW CAPACITY DIRECT DRIVE (AIR COOLED)

MODEL	MOTOR	SUC*DIS [mm]	SPEED [RPM]	1000 mmWC		2000 mmWC		3000 mmWC		4000 mmWC		5000 mmWC		FLOW ORIENTATION
				m3/h	BHP	m3/h	BHP	m3/h	BHP	m3/h	BHP	m3/h	BHP	
315AM	1 HP / 1000 RPM	25	940	25	0.54	24	0.60	22	0.69	19	0.81	16	0.95	VERTICAL
	1.5 HP / 1440 RPM		1400	50	0.61	46	0.74	42	0.91	39	1.04	36	1.25	

PERFORMANCE DATA - AQUA SERIES (AIR COOLED)

MODEL	SUC*DIS [mm]	SPEED [RPM]	2000 mmWC [MAX]		FLOW ORIENTATION
			m3/h	REC. MOTOR	
AM-A	80	1200	160	3 HP	HORIZONTAL
AM-B	100	1200	250	5HP	HORIZONTAL
AM-C	100	1200	540	7.5 HP	HORIZONTAL
AM-D	125	1200	750	10 HP	HORIZONTAL
AM-6	150	1200	1200	15 HP	VERTICAL

NOTE

1. The above ratings are based on inlet Air Temp. of 104°F, ambient pressure 1 kg/cm², sp.gra. of 1.0.
2. Performance testing as per BS1511, part-2.
3. All specs. Are subject to change without prior notice.

QUALITY & ENGINEERING ASSURANCE

ENGINEERING-LED QUALITY

Quality begins with design correctness.

Before production, each product undergoes:

- Engineering design validation
- Application-specific performance checks
- Pressure, airflow, and duty-cycle verification

CONTROLLED MANUFACTURING & TESTING

Each unit is produced under strict quality control

Before production, each product undergoes:

- Precision machining with tight tolerances
- Dynamic rotor and impeller balancing
- Verified assembly and inspection

Every blower is functionally tested before dispatch to confirm

- Stable airflow and pressure
- Low vibration and controlled noise
- Mechanical and electrical integrity

CONSISTENCY FOR OEMS & EPCS

Ensuring confidence for OEMs, EPC contractors, and global projects.

Our systems provide:

- Uniform performance across batches
- Predictable commissioning behavior
- Reduced site-level adjustments

APPLICATIONS

AMMONITE
— ENERGY TECH —


Metallurgy
Water, Wastewater, Sewage & Effluent treatment
Pneumatic Conveying
Chemical, Pharmaceutical, Food Processing Sugar
Air Agitation of chemical solution
Filter Bed Agitation
Sulphation process – Sugar plants
Cement Blending, Aeration & Fluidation
Pneumatic Conveying – Cement Chemicals Fertilizer & Chemical Plants
Power Generation
Paper Bulk
Textile
Transport Vehicles
Refineries, Breweries & Distilleries
Soap & Detergents
Pressuration of high altitude Chambers
Air Blowing Glass Industry
Agitation of liquids
Electroplating plants
Ice-plants, Lamps & Luminaries manufacturing plants etc.
Centralised vacuum cleaning
Boosting or Evacuation of gases
Fisheries / Hatcheries / Aquaculture



SALES SERVICE SUPPORT

AMMONITE
— ENERGY TECH —

At Ammonite Energy Tech, sales, service, and support operate as a single engineering system ensuring correct selection, fast response, and long-term performance.



SALES

Engineering-Led Selection

- Application study & requirement analysis
- Correct blower sizing & model selection
- OEM & EPC integration support
- Technical clarity before order placement



SERVICE

Fast, On-Ground Response

- One-day service attendance*
- Trained service engineers
- Strong presence across Tamil Nadu
- Nationwide service reach across India



SUPPORT

Lifecycle Reliability

- Installation & commissioning assistance
- Preventive & breakdown maintenance
- Technical guidance & troubleshooting
- Long-term spares availability


Engineered to Perform.
Supported for Life.
Ammonite Energy Tech


One-day attendance
subject to location and site
conditions.




AMMONITE
— ENERGY TECH —

**BECAUSE,
WE'RE HERE TO HELP
PLEASE REACH OUT TO US !!!**

 +91 63827 31728

 ammoniteenergytech@gmail.com

 www.ammoniteenergytech.com



Uday Enclave, 163b,
Venkatachalam Chetty St,
R.S. Puram, Coimbatore,
Tamil Nadu 641002

